

Laid Courses

The course to be sailed is shown below each course diagram.

Leave all marks to port unless indicated (S) to starboard.

is Start / Finish Line. + is ODM of the line.

Marks shown in brackets () will not be laid unless the designated symbol is displayed as follows:

- ◄ Displayed with the course letter means a Spreader or Offset Mark is laid.
- ◄◄ Displayed with the course letter means the Leeward Mark is a gate.

The diagrams are for guidance only and are not sailing instructions.

Course A



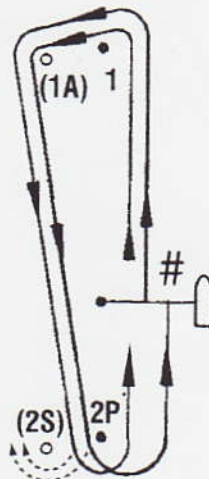
Start-1-(1A)-2P(2S)-1-(1A)-2P(2S)-1

Course J



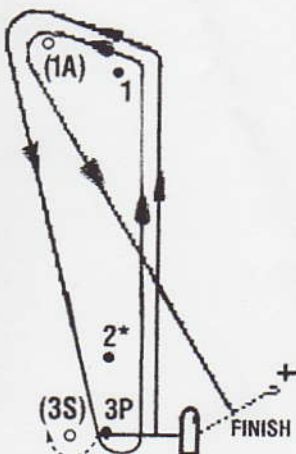
- J2** Start-1-(1A)-2P(2S)-1-(1A)-#(shown above)
- J3** Start-1-(1A)-2P(2S)-1-(1A)-2P(2S)-1-(1A)-#

Course E



- E2** Start-1-(1A)-2P(2S)-1-(1A)-2P(2S)-#(shown above)
- E3** Start-1-(1A)-2P(2S)-1-(1A)-2P(2S)-1-(1A)-2P(2S)-#

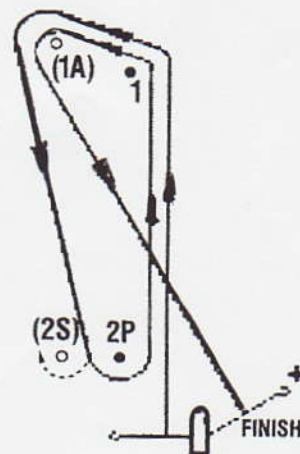
Course U



- U2** Start-1-(1A)-3P(3S)-1-(1A)-+(shown above)
- U3** Start-1-(1A)-3P(3S)-1-(1A)-3P(3S)-1-(1A)-+

*Mark 2, if laid, is not a mark of this course

Course V



- V2** Start-1-(1A)-2P(2S)-1-(1A)-+(shown above)
- V3** Start-1-(1A)-2P(2S)-1-(1A)-2P(2S)-1-(1A)-+